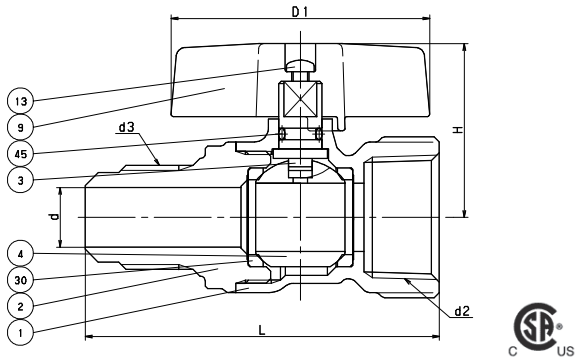


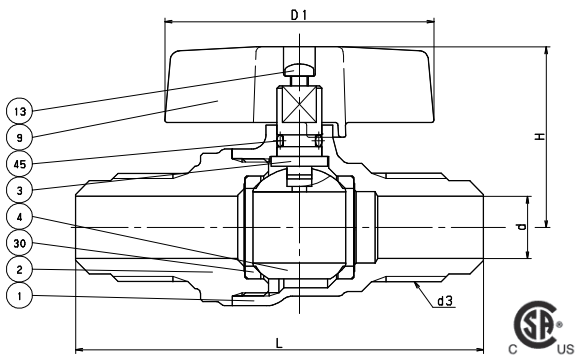
# FORGED BRASS GAS BALL VALVE

Two Piece Body • Regular Port  
CSA

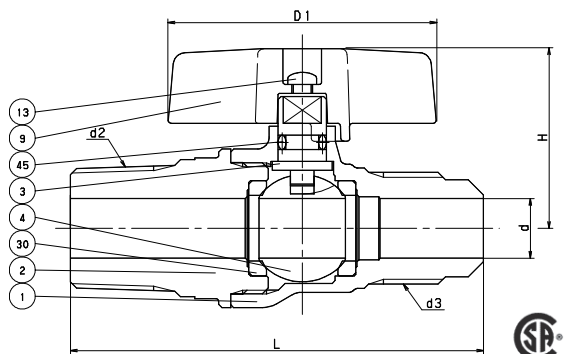
## CODE # 60F FIPS x FLARE



## CODE # 60FF FLARE x FLARE



## CODE # 60FO FLARE x MIPS



### STANDARDS

END TO END	KITZ
END CONNECTION	ANSI B1.20.1/SAE J512
WALL THICKNESS	KITZ
DESIGN	MSS SP-110

### PRESSURE/TEMPERATURE STANDARDS

175 PSI - NON-SHOCK COLD WATER, OIL OR GAS  
See certification below.

### MATERIAL LIST

NO.	NAME OF PART	SPECIFICATION
1	BODY	FORGED BRASS (B283, C37700)
2	BODY CAP	FORGED BRASS (B283, C37700)
3	STEM	BRASS ROD (B124, C37700)
4	BALL	(1) FORGED BRASS (B283, C37700)
9	HANDLE	ALUMINUM DIE-CAST (B85)
13	HANDLE BOLT	STAINLESS STEEL (A276 TYPE 304)
30	BALL SEATS	PTFE
45	O-RING	NBR

NOTES: (1) CR. PLATING

#60F DIMENSIONS • WEIGHTS • QUANTITIES							
	d3/d2 SIZE	d	H	D1	L	APPROX. NET WT.	CARTON QTY
in.	3/8 x 1/2	0.28	1.19	1.77	2.46	26	96
mm.		7.1	30.2	44.0	62.5	11.8	
in.	1/2 x 1/2	0.39	1.19	1.77	2.57	26	72
mm.		9.9	30.2	44.0	65.3	11.8	
in.	5/8 x 3/4	0.5	1.45	2.17	2.96	36	60
mm.		12.7	36.8	55.1	75.2	16.4	

#60FF DIMENSIONS • WEIGHTS • QUANTITIES							
	d3 SIZE	d	H	D1	L	APPROX. NET WT.	CARTON QTY
in.	3/8 x 3/8	0.28	1.19	1.77	2.56	29	96
mm.		7.1	30.2	44.0	65.0	13.2	
in.	1/2 x 1/2	0.39	1.19	1.77	2.73	25	72
mm.		9.9	30.2	44.0	69.3	11.4	
in.	5/8 x 5/8	0.5	1.45	2.17	3.28	35	60
mm.		12.7	36.8	55.1	83.3	15.9	

#60FO DIMENSIONS • WEIGHTS • QUANTITIES							
	d3/d2 SIZE	d	H	D1	L	APPROX. NET WT.	CARTON QTY
in.	1/2 x 3/8	0.39	1.19	1.77	2.67	26	72
mm.		9.9	30.2	44.0	67.8	11.8	
in.	1/2 x 1/2	0.39	1.19	1.77	2.73	26	72
mm.		9.9	30.2	44.0	69.3	11.8	

### CERTIFICATIONS:

CSA (US/C) -0°C~52°C (-32°F~125°F)  
CGA 9.1b-2001/ANSI 21.15b-2006 - .5 PSI  
CGA CR 91-002 - 2 PSI  
ASME B16.44 - 5 PSI  
CAN/CGA 3.16-M88 - 125 PSI  
ASME B16.33-2002 - 125 PSI